

HOW TO HAND RUB?

RUB HANDS FOR HAND HYGIENE! WASH HANDS WHEN VISIBLY SOILED

Duration of entire procedure: **20-30 seconds**




Apply a palmful of the product in a cupped hand, covering all surfaces




Rub hands palm to palm



Right palm over left dorsum with interlaced fingers and vice versa




Palm to palm with fingers interlaced



Backs of fingers to opposing palms with fingers interlocked



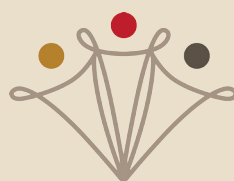
Rotational rubbing of left thumb clasped in right palm and vice versa



Rotational rubbing, backwards and forwards with clasped fingers of right hand in left palm and vice versa



Once dry, your hands are safe



ROYAL TUNBRIDGE WELLS
TOGETHER

KEEPING TUNBRIDGE WELLS SAFE