











SUSTAINABLE COMMUNITY STRATEGY 2006-2011 and KENT AGREEMENT TWO 2008-2011
ANNUAL PERFORMANCE REVIEW (2008/09)

Since the adoption of the Sustainable Community Strategy in December 2006, Tunbridge Wells Borough Council and its partner agencies have been working collectively towards meeting the targets set within the action plan. This report provides a review of the progress made within the key themes over the past year, comparing performance during the first six months (Apr – Sept 2008) against the second half of the year (Oct 2008 – March 2009). This report highlights those actions that are already on target, making less progress or need improvement. It is important to note that there are still a small number of actions that cannot be reported at this stage within the year.

This report will also provide an update on the first year of Kent Agreement Two. There are 35 national indicators prioritised within Kent Agreement Two, which key agencies are expected to deliver against between 2008 and 2011. ‘Tunbridge Wells Together’ has drafted a Local Action plan for the borough, which supports delivery of Kent Agreement Two at the district level.

For this review, performance will be measured using the traffic light system, as detailed below.

Green			On target for this part of plan period or target achieved.
Amber			Some progress made towards meeting target or needs improvement.
Red			No progress made. Target failing.
Grey			Action is not due to commence at this stage within the SCP plan period.
White			Awaiting data

Overall Performance of the Sustainable Community Strategy

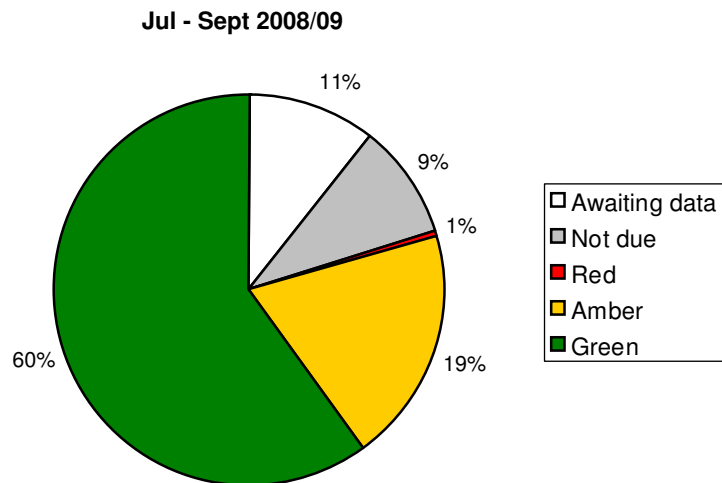
April 2008 to September 2008 (quarter 1 and quarter 2)

In total, this plan has 152 actions. Seventy nine percent of actions were either on target, or had made some progress midway through the year which demonstrated that a high level of performance was being maintained throughout the plan period. This level of performance was a one percent decline from that recorded in December 2007 but some agencies were still waiting for information from other sources which hindered our ability to fully compare performance.

Only one percent of actions were underperforming and nine percent of actions were still to commence within the plan period.

Themes achieving high performance were:

2. Maintaining a thriving local economy
4. Enabling people to take part in and enjoy leisure activities
7. Encouraging social inclusion by supporting independence



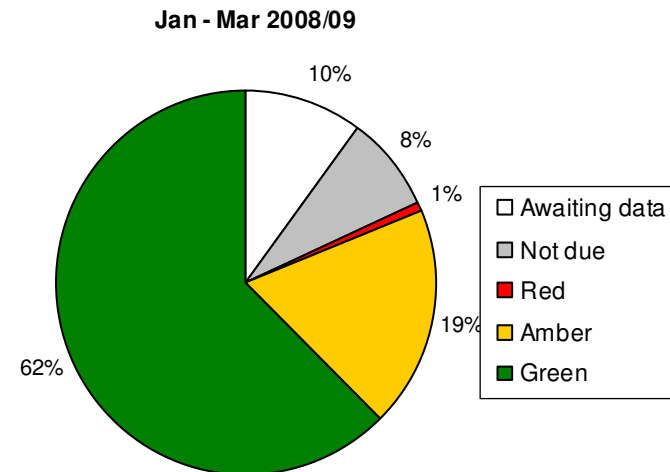
October 2008 to March 2009 (quarter three and quarter four)

In total, this plan has 152 actions. Eighty one percent of actions were either on target, or had made some progress at the end of 2008/09. This is a two percent increase from that recorded in September 2008 but we are still awaiting information on fifteen actions, which is likely to affect performance levels further.

Only one percent of actions are underperforming. Eight percent of actions are still to commence within the plan period or unable to be reported at this stage within the year.

Themes achieving high performance are:

2. Maintaining a thriving economy
3. Enabling people to take part in and enjoy leisure activities
4. Maintaining community safety and reducing the fear of crime



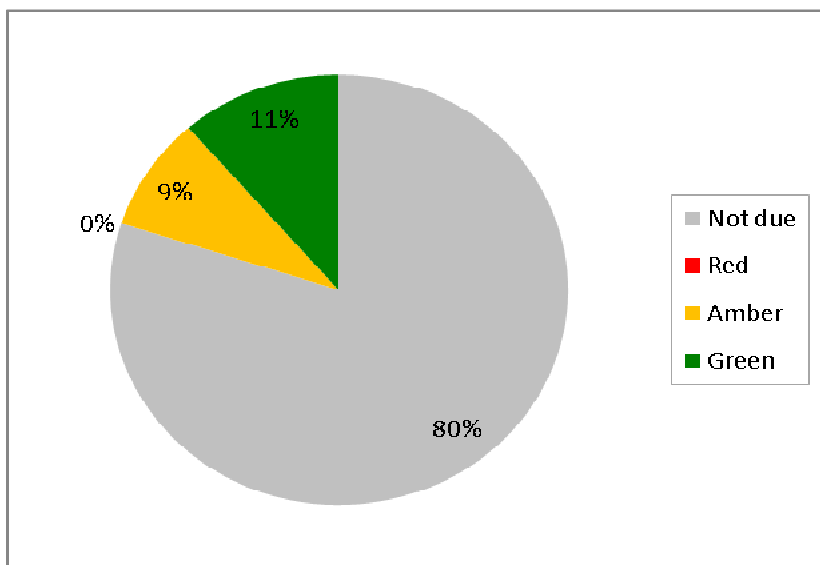
Overall Performance of Kent Agreement Two

Kent Agreement Two comprises of 35 national indicators. These national indicators were prioritised for delivery between 2008 and 2011. They were agreed through various consultation and workshops with key agencies across the county and require a joint approach to meeting targets set within this second local area agreement. These indicators align with the Vision for Kent and the priorities of key agencies (including the Sustainable Community Strategy). 'Government Office for the South East' approved the 35 indicators in May 2008 and performance is scheduled to be reported every six months.

Six indicators are due to be measured through the biennial Place Survey or annual Active People Survey/Tell us survey. There are also a small number of indicators that are still awaiting baseline information in order to set countywide and district level targets. Therefore some indicators used proxy data to measure performance for 2008/09.

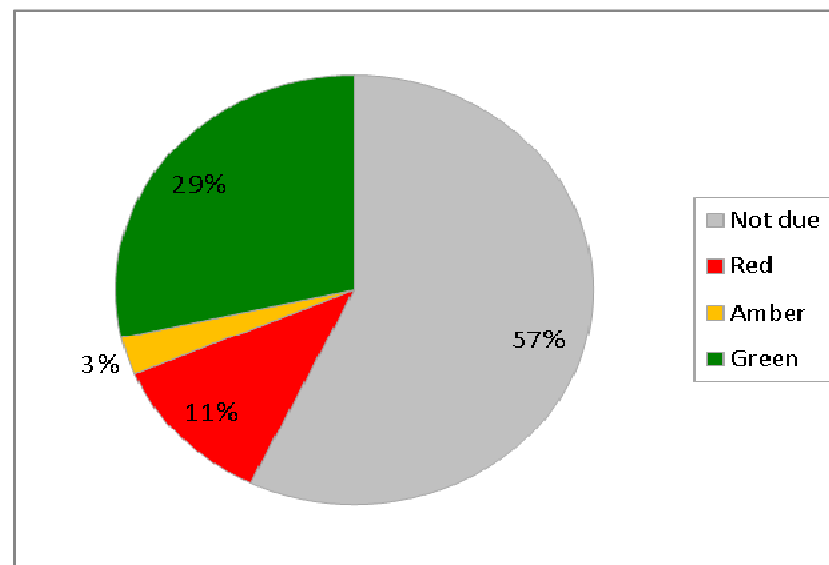
April 2008 to September 2008 (first six months)

Six months in, focus was being placed on the collection of baseline data and target setting for the following three years. Therefore at September 2008, 80% of indicators could not be monitored.

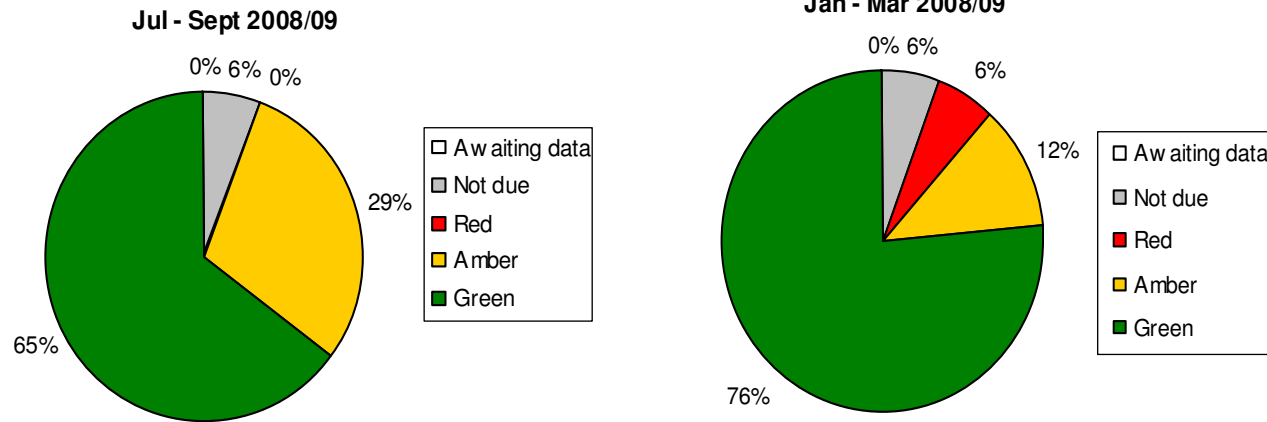


October 2008 to March 2009 (second period of 2008/09)

At the end of 2008/09, nearly a third of indicators (29%) are now on target. Although 11% of indicators are underperforming and 3% making some progress, developments are still being made in these areas



1. Safeguarding our environment (SCS theme)



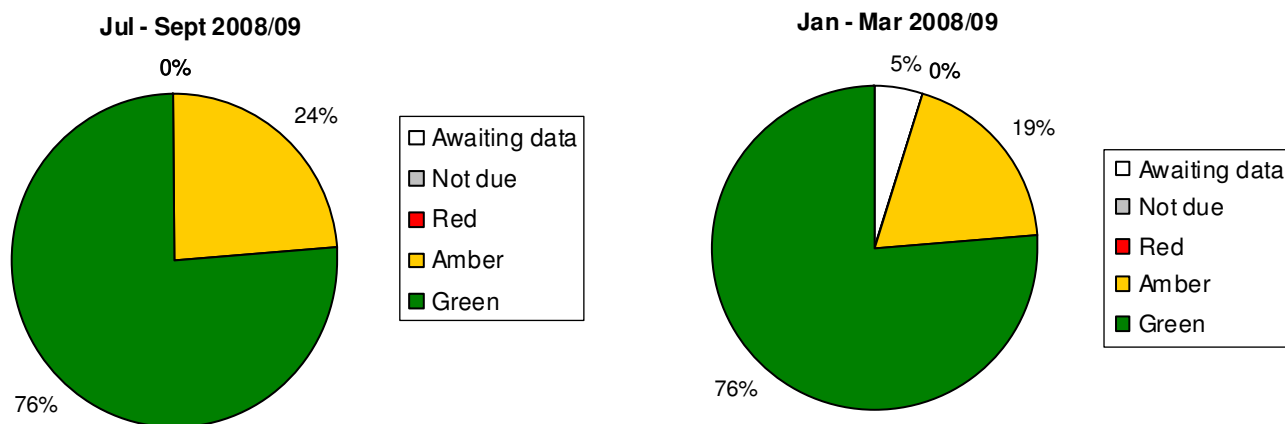
Approximately 76% of actions within the theme 'Safeguarding our environment' were on target or already achieved at the end of 2008/09. This is an 11% improvement since that recorded in September 2008 and shows that steady progress has been made in the last 12 months towards meeting these priorities. One action that has not seen much progress in the last 12 months is that of (1.1), as other priorities have deferred this programme of work.

THEME	Jul - Sept	Jan - Mar
1. Safeguarding our environment		
Priority 1: Protecting and enhancing the natural environment and landscape		
Priority 2: Conserving and improving the built environment including public spaces and particularly local heritage.		
Priority 3: Reducing the local contribution to climate change through the efficient use of resources		

Environmental excellence (KA2 theme)

National Indicator	Short Definition	Target	Quarter two (2008/09)	Quarter four (2008/09)	Grading
NI 186	Per capita CO2 emissions in the LA area	No target set (awaiting agreed baseline data) Countywide target: 11.2% reduction by 2010/11	Defra publish results annually (every autumn). Data not available.	Working with partners to audit borough to provide baseline to work from. Achieved a placement on the One to One scheme with Energy Saving Trust to look estate and services.	
NI 189	Flood and coastal erosion risk management	2008/09: 90% of actions successfully completed (countywide target)	No district-level targets currently available	100% Actions as agreed with Environment Agency and KCC carried out.	
NI 191	Residual waste per household	2008/09 (countywide target) = 762kg 2008/09 (district target) = 582kg	Quarterly data forms a cumulative total towards the annual target of 582kg per household. Quarter two: 266.0, against target of 291.0.	Quarter 4: 548.0 (end of 2008/09 figure).	
NI 197	Improved local biodiversity – proportion of local sites where positive conservation management	2008/09 (countywide target) = 55%	Due to be reported on an annual basis (every April)	Agreed action plan sets targets for 2008/9 which Kent Wildlife Trust lead on and which we support through an annual grant Monitoring report being completed.	

2. Maintaining a thriving economy (SCS theme)



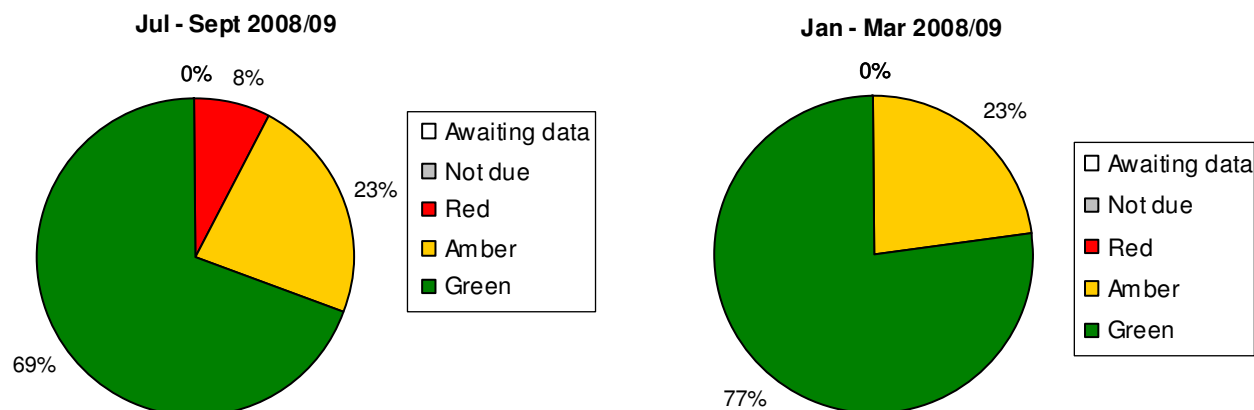
At September 2008, 76% of actions were on target and a further 24% were making some progress. At end of 2008/09, levels of performance were similar to that recorded midway through the year, with three quarters of this theme performing well.

THEME	Jul - Sept	Jan - Mar
2. Maintaining a thriving economy		
Priority 1: Encourage the continued development of a wide range of enterprises in the borough		
Priority 2: Enhance the attractiveness of towns and other centres in the borough as thriving places to visit, shop and establish new enterprises		
Priority 3: Support the sustainable economic development of the more rural areas.		

Economic success (KA2 theme)

National Indicator	Short Definition	Target	Quarter two (2008/09)	Quarter four (2008/09)	Grading
NI 152	Working age people on out of work benefits	2008/09 (countywide target) = 9.8% 2008/09 (district target) = 6.8%	At August 2008, 5.4% recorded as being on income support and Jobseekers allowance, out of a total economically active population figure of 52,352. (Exceeding target)	9.0% recorded. Likely to be due to downturn in economy throughout year.	
NI 163	Proportion of population aged 19-64 for males and 19-59 for females qualified to at least level 2 or higher	2008/09 (countywide target) = 67.6% +2% year on year increase	No district level targets currently available.	74%	
NI 171	New business registration rate	53.6% (2008/09 – calendar year, BERR). Baseline not yet agreed.	Due to be reported on an annual basis. Awaiting baseline data before district level targets can be agreed.	56.8%	
NI 188	Planning to adapt to climate change	2008/09: Level 1	Due to be reported on an annual basis.	Working with partners across county to achieve baseline level 0.	

3. Enabling people to take part in and enjoy leisure activities (SCS theme)



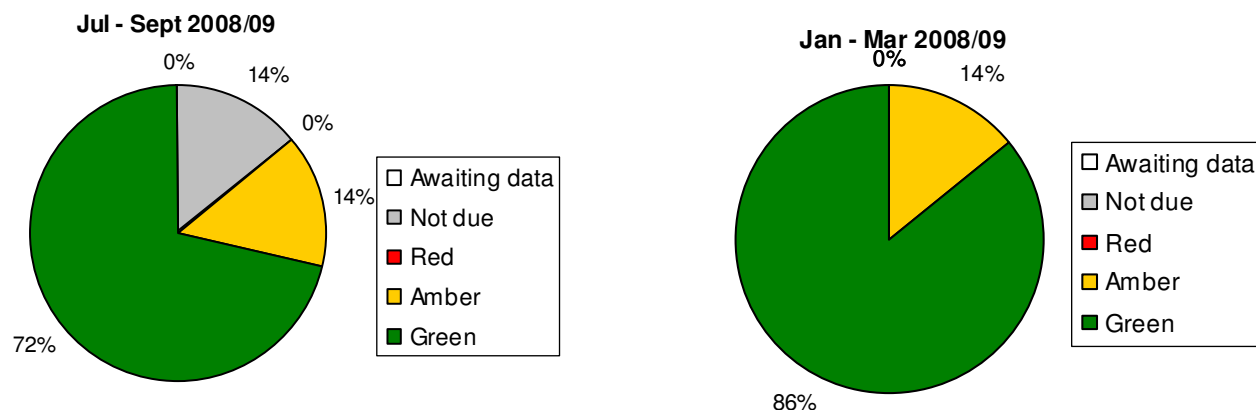
Following steady progress during 2007, this theme has continued to see improvement throughout 2008. In September 2008, 69% of actions were on target, 23% making some progress and 8% underperforming. The 8% previously underperforming (3.1 Improve play provision in the parishes through play grants to Town & Parish Councils), is now making some progress and grant funding has been approved for assistance to be provided for a play area in the borough. Therefore 77% of actions are now on target or achieved, with a further 23% making some progress.

THEME	Jul - Sept	Jan - Mar
3. Enabling people to take part in and enjoy leisure activities		
Priority 1: Focusing on providing activities and facilities for children and young people		
Priority 2: Encourage people of all ages and abilities to participate in a good variety of leisure opportunities and activities.		
Priority 3: Providing appropriate places for people to pursue their leisure interests.		

Enjoying life (KA2 theme)

National Indicator	Short Definition	Target	Quarter two (2008/09)	Quarter four (2008/09)	Grading
NI 8	Adult participation	2008/09 (countywide target) = 21.2%	Data due to be collected via Active People Survey. Data will be reported on an annual basis, autumn each year.	Active People survey is a continuous survey. Collection example: data for reporting year April 2008 to March 2009 will be reported in November 2009, based on Active people data collected between October 2007 and October 2009.	
NI 11	Engagement in the arts	2008/09 (countywide target) = 47%	Data due to be collected via Active People Survey. Data will be reported on an annual basis, autumn each year. Baseline will be established from 2008 results.	Active People survey is a continuous survey. Questions on engagement with the arts were asked from April 2008. Interim progress available December 2009, using data from Oct 2008-2009.	
NI 110	Young people's participation in positive activities	2008/09 (countywide) = 59%	No district level targets currently available.	As above	

4. Maintaining community safety and reducing the fear of crime (SCS theme)



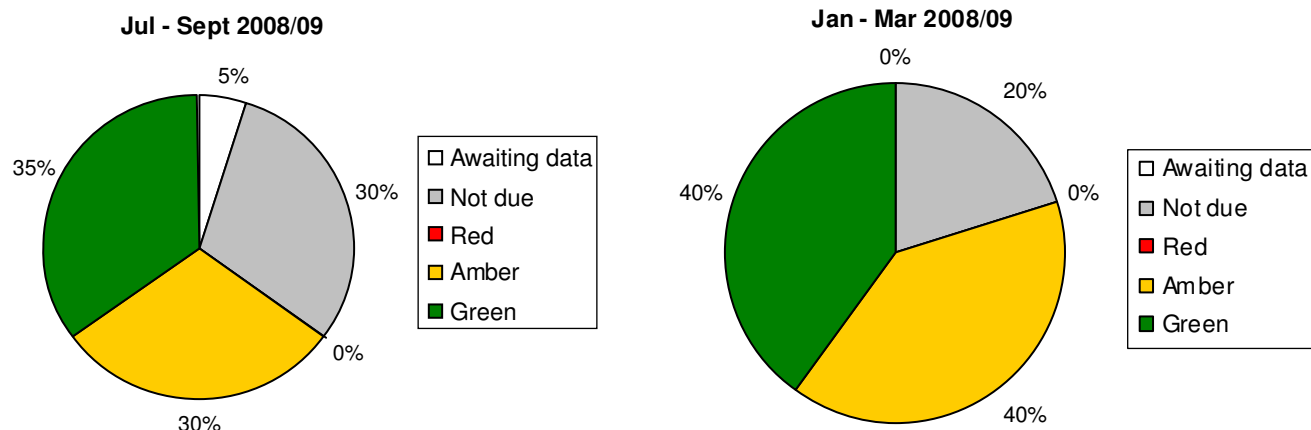
THEME	Jul - Sept	Jan - Mar
4. Increasing community safety and reducing the fear of crime		
Priority 1: To reduce crime, fear of crime and anti-social behaviour		

At September 2008, 72% of actions were on target and progressing well, with a further 14% reflecting slow progress whereby one action (1.4: the number of repeat victims of domestic abuse) was not performing on target. At the year end, an excellent 86% of actions were performing on target with a further 14% (one action – 1.6) making some progress.

Stronger and safer communities (KA2 theme)

National Indicator	Short Definition	Target	Quarter two (2008/09)	Quarter four (2008/09)	Grading
NI 15	Serious violent crime rate	Proxy target set for year 1: 0.28 crimes per 1000 population in 2008/09. 2008/09 baseline data to be inserted July 2009 once verified data established.	0.40 crimes per 1000 population were recorded in quarter two. Not yet on target, however Kent Police are currently expressing concerns about how these crimes are recorded.	0.40 crimes per 1000 population recorded. Kent Police revised the way the indicator was measured during quarter four, although already clear not meeting target in quarter two.	
NI 21	Dealing with local concerns about anti-social behaviour and crime by the local Council and Police	Proxy target to be used in Yr 1 whilst baseline established: CSP target: under 13.0% of public with a high level of perceived ASB in local area.	No data – to be reported through the Place Survey (every two years). Results expected early 2009.	4% Data relates to proxy measure agreed between Kent Partnership and GOSE. Awaiting guidance on how place survey results will impact on this indicator.	
NI 32	Repeat incidents of domestic abuse	Proxy target to be used in year 1 whilst baseline established: reduce repeat victims of Domestic Abuse to 22%. 2010/11 (countywide target) = no higher than 28%	Target set at 30% for quarter two (2008/09). Value recorded: 37.8%. However the number of repeat victims is expected to reduce for quarters three and four.	22.9%	
NI 111	First time entrants to the Youth Justice system aged 10-17	2008/09 CSP interim target set: 80. 2008/09 (countywide target) – 1620 FTE per 100,000(10- 17yr)	Figure for Jul – Sept 2008 = 22. This is lower than quarter 1 (2008/09) and quarter 4 of 2007/08.	105 (Target set based on Youth Offending Service data 2007/08. 2008/09 data amended to incl. Police national data.	

5. Transport – getting around the borough (SCS theme)



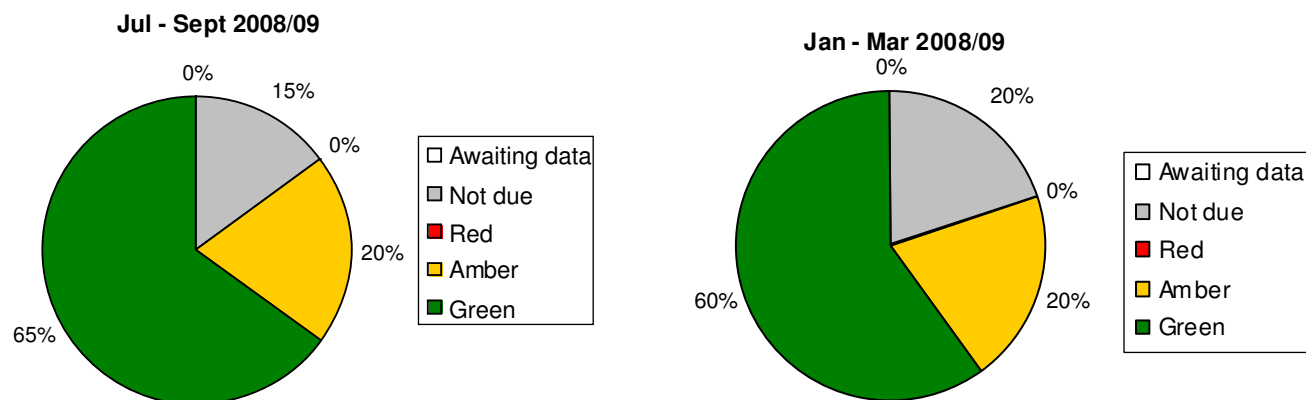
At September 2008, one third of actions were on target and nearly one third were still due to commence within the plan period. The year end saw further progress, with 40% of actions on target, with a further 40% making some progress. Only four actions were still due to commence within the plan period at this stage.

THEME	Jul - Sept	Jan - Mar
5. Transport – getting around the borough		
Priority 1: Reduce traffic congestion and pollution by increasing responsible travel options and enhancing accessibility to key destinations		
Priority 2: Pursue improvements to key transport routes and public transport to promote the role of the Tunbridge Wells/ Tonbridge Transport hub, as defined in the South East Plan		
Priority 3: Improve travel safety for all – in towns, villages and rural areas		

Keeping Kent moving (KA2 theme)

National Indicator	Short Definition	Target	Quarter two (2008/09)	Quarter four (2008/09)	Grading
NI 47	People killed or seriously injured in road traffic accidents	2008/09 (countywide target) = 723 (2.6% reduction)	No district level targets currently available.	Unable to obtain data from Police by deadline. However most recent data (Jan – Dec 2008) = 54, from 77 in 2007 (29.9% reduction).	
NI 175	Access to services and facilities by public transport, walking and cycling	2008/0 (countywide target) = 54.3% (Hospitals) and 82.5% (GP)	Data will be collected on an annual basis. Targets being negotiated as part of Kent Agreement Two.	Information for this indicator is collected at the county level and we have been informed that it will not be reported at the district level. Has been de-activated.	
NI 198	Children travelling to school – mode of travel usually used	2008/09 (countywide target): 33.1% of journeys by car for children aged 5 – 16 years	No district level targets currently available	12 sections to this indicator. Although information available on separate indicators not summarised as a whole.	

6. Meeting the need for housing (SCS theme)



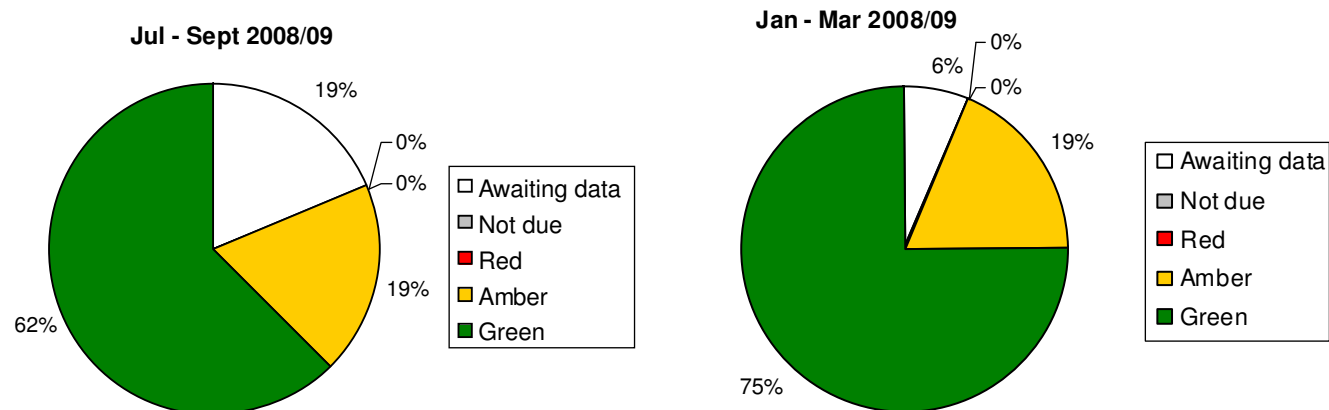
This theme is progressing well with approximately 60% of actions on target and a further 20% making some progress. This is a similar level of performance to that recorded at September 2008, although one more action cannot be reported at this stage within the year.

High quality homes (KA2 theme)

THEME	Jul - Sept	Jan - Mar
6. Meeting the need for housing		
Priority 1: Provision of affordable homes (including social rented homes, low cost home ownership and key workers)		
Priority 2: Supporting independence for all vulnerable people (including older people, young people and those with disabilities).		
Priority 3: Preventing homelessness		
Priority 4: Improving the quality of existing homes and housing related services		
Priority 5: Promoting safe, sustainable communities through housing – related initiatives		

National Indicator	Short Definition	Target	Quarter two (2008/09)	Quarter four (2008/09)	Grading
NI 141	Percentage of vulnerable people achieving independent living	2008/09 (countywide target) = 66.7%	No district level targets currently available	No district level targets currently available.	
NI 154	Net additional homes provided	Working towards a collective countywide target	Data will be collected on an annual basis. No data available until 2009.	Provisional figure provided (429) which exceeds target of 300.	
NI 155	Number of affordable homes delivered (gross)	2008/09 (district level) = 78	Achieved 21 in quarter two (2008/09).	72-overall target not met as new build scheme did not complete by end 08/09	
NI 159	Supply of ready to develop housing sites	2008/09 (countywide target) = 142% (district level = 100%)	Data will be collected on an annual basis (expected December 2009)	100%	
NI 187	Tackling fuel poverty - % of people receiving income based benefits living in homes with a low energy efficiency rating	Baseline data is that for 2008/09. 2009/10 (countywide target) = <SAP 35 = 14% >SAP 65 = 22%	The reporting deadline for setting the baseline for NI 187 has been postponed to 28 Feb 09.	No district level target/information available at end 2008/09.	

7. Promoting health and improving well-being (SCS theme)



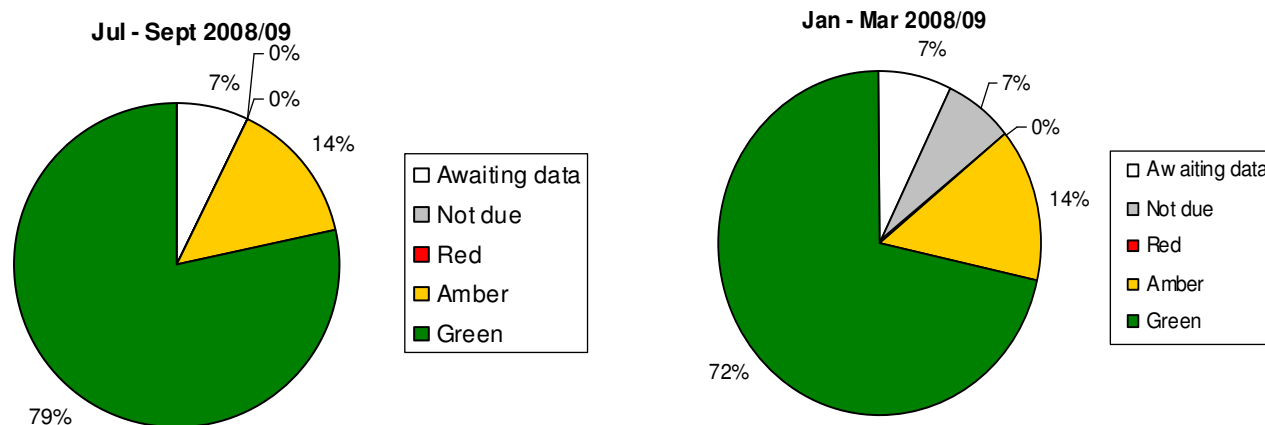
THEME	Jul - Sept	Jan - Mar
7. Promoting health and improving well-being		
Priority 1: Promoting healthy lifestyles		
Priority 2: Improving access to health services		
Priority 3: Improving hospital cleanliness and performance		

Full progress could not be reported midway through the year which affected the monitoring of this theme. However the above chart illustrates that this theme is now performing well with three quarters of actions on target and a further 19% making some progress.

Improved health, care and well-being (KA2 theme)

National Indicator	Short Definition	Target	Quarter two (2008/09)	Quarter four (2008/09)	Grading
NI 39	Rate of hospital admissions per 100,000 for Alcohol related harm	2008/09: 1167 (countywide target)	No district level targets currently available	Information unlikely to be made available authority until Mar 2010.	
NI 40	Number of drug users in effective treatment	2008/09: 2,289 (5% increase on 07/08 baseline)	No district level targets currently available	Kent Drug & Alcohol Action Team end of year report expected June 2009.	
NI 51	Effectiveness of child and adolescent mental health (CAMHs) services	2008/09: 13 (countywide target)	Data collected on an annual basis. No district level targets currently available	Indicator still to be agreed at the district level.	
NI 55	Obesity among primary school children in reception year	2008/09: 9.6% (countywide target)	No district level targets currently available	Some 2008/09 data will not be made available to authority. Remaining 2008/09 data released Jan 2010.	
NI 120	All-age all cause mortality rate	2008/09: Male (613), Female (467) and all persons (535) (countywide target)	Data will be collected on annual basis (calendar year). No district level targets currently available.	2008/09 data will be made available to authority in March 2010.	
NI 125	Achieving independence for older people through rehabilitation/intermediate care	Baseline available November 09 (relating to Oct - Dec 2008).	New indicator - relies on new data that requires piloting. No district level targets currently available.	First national publication of the indicator not available until Autumn 2009.	

8. Encouraging social inclusion by supporting independence (SCS theme)



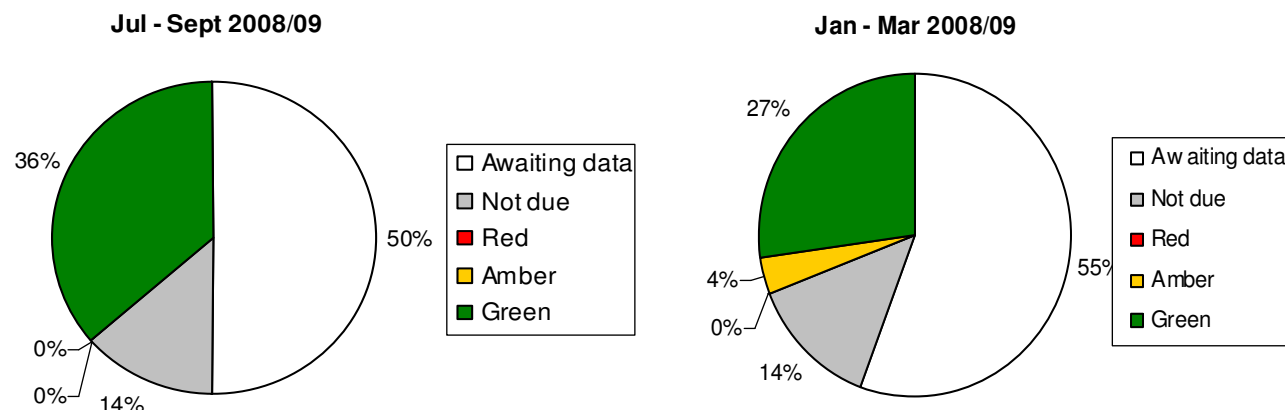
Performance at March 2009 was similar to that at September 2008. Unfortunately we are unable to report on one action within this theme at this time and we are awaiting information on one other indicator, which affects performance levels.

THEME	Jul - Sept	Jan - Mar
8. Encouraging social inclusion by supporting independence		
Priority 1: Encouraging volunteering and empowering local communities to participate in decision-making and delivery of service		
Priority 2: Promoting the physical, emotional, social and intellectual development of children and young people		
Priority 3: Engaging with, helping realise the potential of, and meeting the diverse needs of older people, people with disabilities and Black and Minority Ethnic groups		

Stronger and safer communities (KA2 theme)

National Indicator	Short Definition	Target	Quarter two (2008/09)	Quarter four (2008/09)	Grading
NI 3	Civic participation in the local area	2010/11 (countywide target) = 14.5%	No data – to be reported through the Place Survey (every two years). Results expected early 2009.	Place Survey completed autumn 2008 but waiting for publication of results by Audit Commission.	
NI 6	Participation in regular volunteering	2010/11 (countywide target) = 24.2%	No data – to be reported through the Place Survey (every two years). Results expected early 2009.	Place Survey completed autumn 2008 but waiting for publication of results by Audit Commission.	
NI 195	Improved street cleanliness and environmental cleanliness	2008/09 countywide target = Litter (7%)	Targets still under discussion – provisional data. 0% -result from first of three survey tranches for the year.	0% (results following completion of tranches 1, 2 and 3).	

9. Learning for all (SCS)



We are awaiting information on 55% of this theme, which equates to 12 actions. There are also a number of actions that cannot be reported at this stage in the plan period, due to the need to wait for results from the school census and audit reports that are due to be published soon.

THEME	Jul - Sept	Jan - Mar
9. Learning for all		
Priority 1: To improve literacy, numeracy, behaviour and school attendance in early years, primary and secondary education and ensure that collaboration between agencies continues to improve services for those with additional education and welfare needs.		Limited data
Priority 2: Increase the numbers of students leaving schools and colleges that have skills and academic and vocational qualifications which meet business needs	Limited data	Limited data
Priority 3: Further develop the wider role of schools and colleges within their community and increase their focus on community and adult learning	Limited data	Limited data

Learning for all (KA2 theme)

National Indicator	Short Definition	Target	Quarter two (2008/09)	Quarter four (2008/09)	Grading
NI 117	16-18 year olds who are not in education, employment or training (NEET)	2008/09: 158 (district level)	Quarter 2 figure: 107. Not meeting target; seasonal trend, higher in September following summer vacation when students are looking for work.	105	
NI 161	Learners achieving a Level 1 qualification in literacy	2008/09 (countywide target) = 5747	No district level targets currently available	Information for this indicator only collected at county level and not reported at district level. Therefore indicator de-activated.	
NI 162	Learners achieving an Entry level 3 qualification in numeracy	2008/09 (countywide target) = 838	No district level targets currently available	Information for this indicator only collected at county level and not reported at district level. Therefore indicator de-activated.	